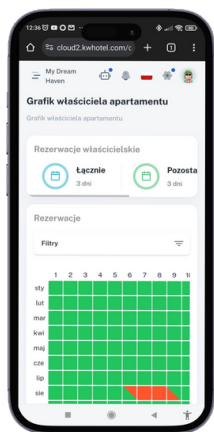


Module for Apartment Owners 2.0

Convenient apartment management and full control over billing.



With the Apartment Owners Module 2.0, you can easily **automate commission settlements** and provide owners with controlled **access** to their apartments. All of this is available through an intuitive and user-friendly panel that will make daily management a pleasure.



Use it on any device; the module operates within the modern KWHotel Cloud system. This allows both you and the apartment owners to conveniently access the panel on a computer, iOS or Android phone, and other devices.



Enjoy a clear and intuitive panel designed with your convenience in mind. Now, it's even easier to configure all the necessary settings and quickly find the information you need. Additionally, you can efficiently customize the data you want to display to apartment owners.



Automate settlements with owners. With flexible formulas, the module will automatically calculate commissions for apartment owners, including additional costs or booking portal fees. You can also create your own settlement formulas for specific owners or room types!



Provide apartment owners with convenient access. The module allows them to quickly check current occupancy and reservation revenue. You can also grant owners the ability to book their apartments for personal use, based on an agreed limit.



Full synchronization with KWHotel Pro

Module for Apartment Owners **synchronizes with KWHotel Pro.** This ensures that everything operates with the most up-to-date data and real-time occupancy information.



Are you using an earlier version of the module?*

By upgrading to the new version, you'll receive **the first 3 months of subscription for free!**

[I would like to upgrade to the new version](#)

*Applies to the module available in the dev.kwhotel.com panel.

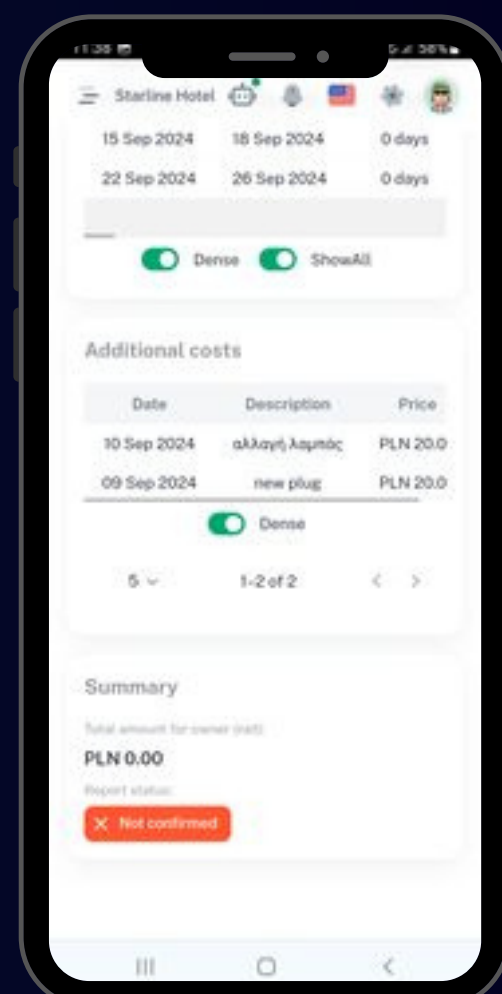
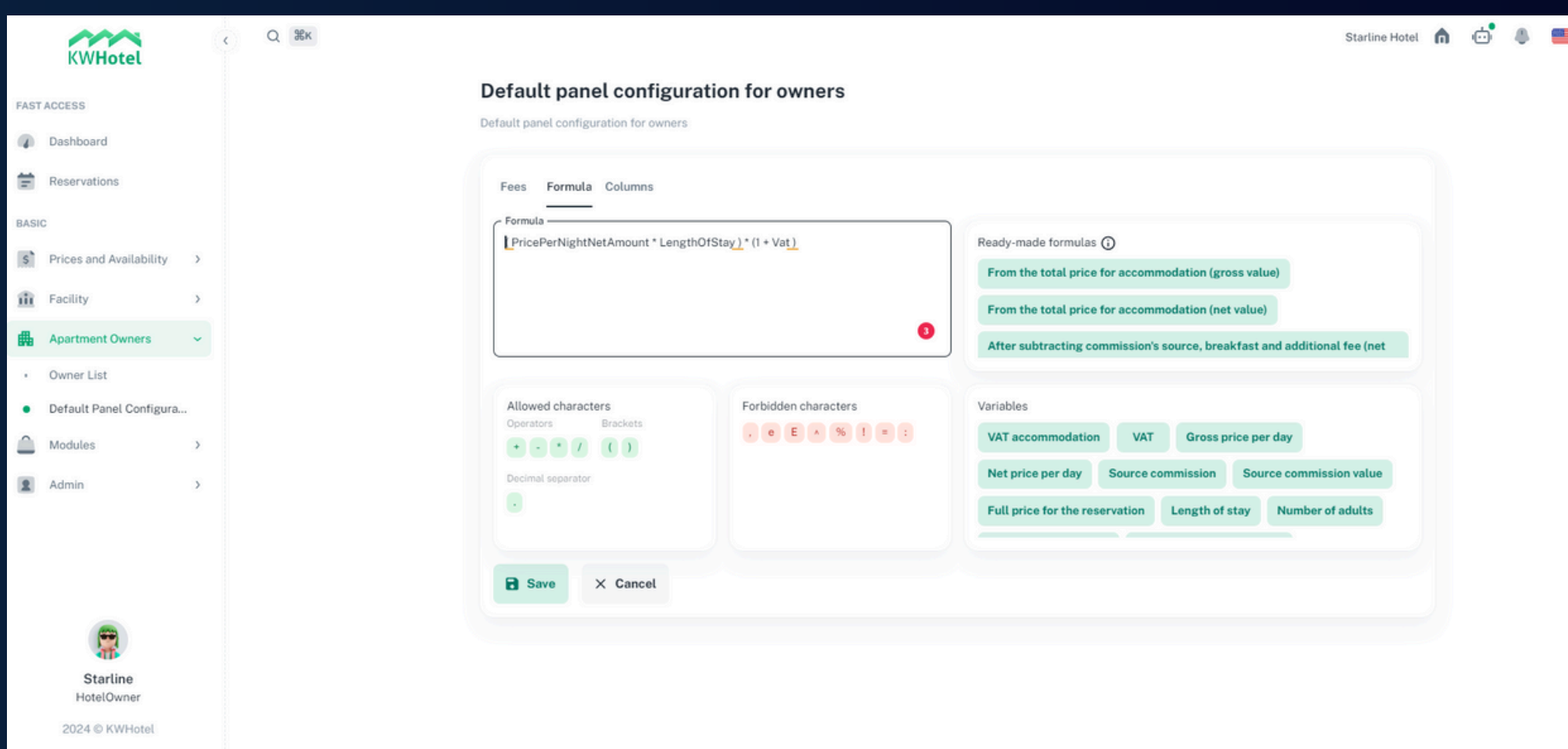
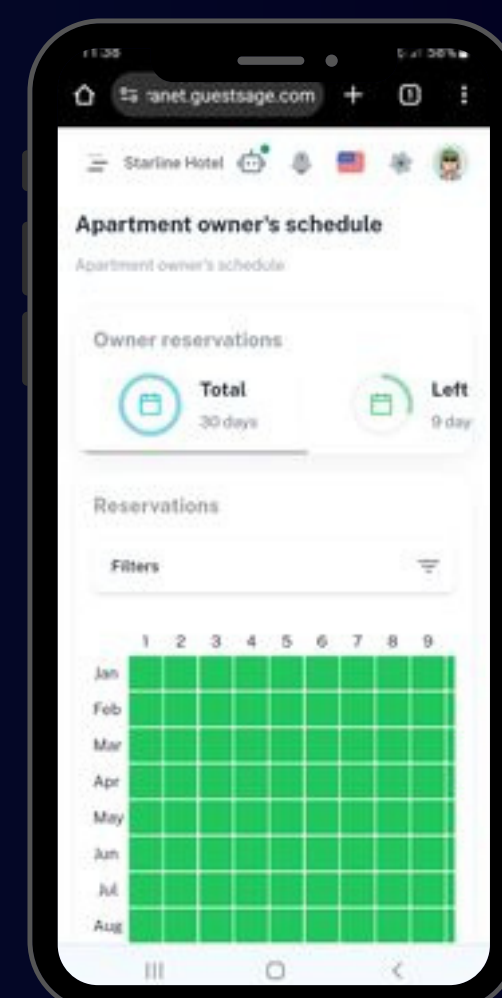
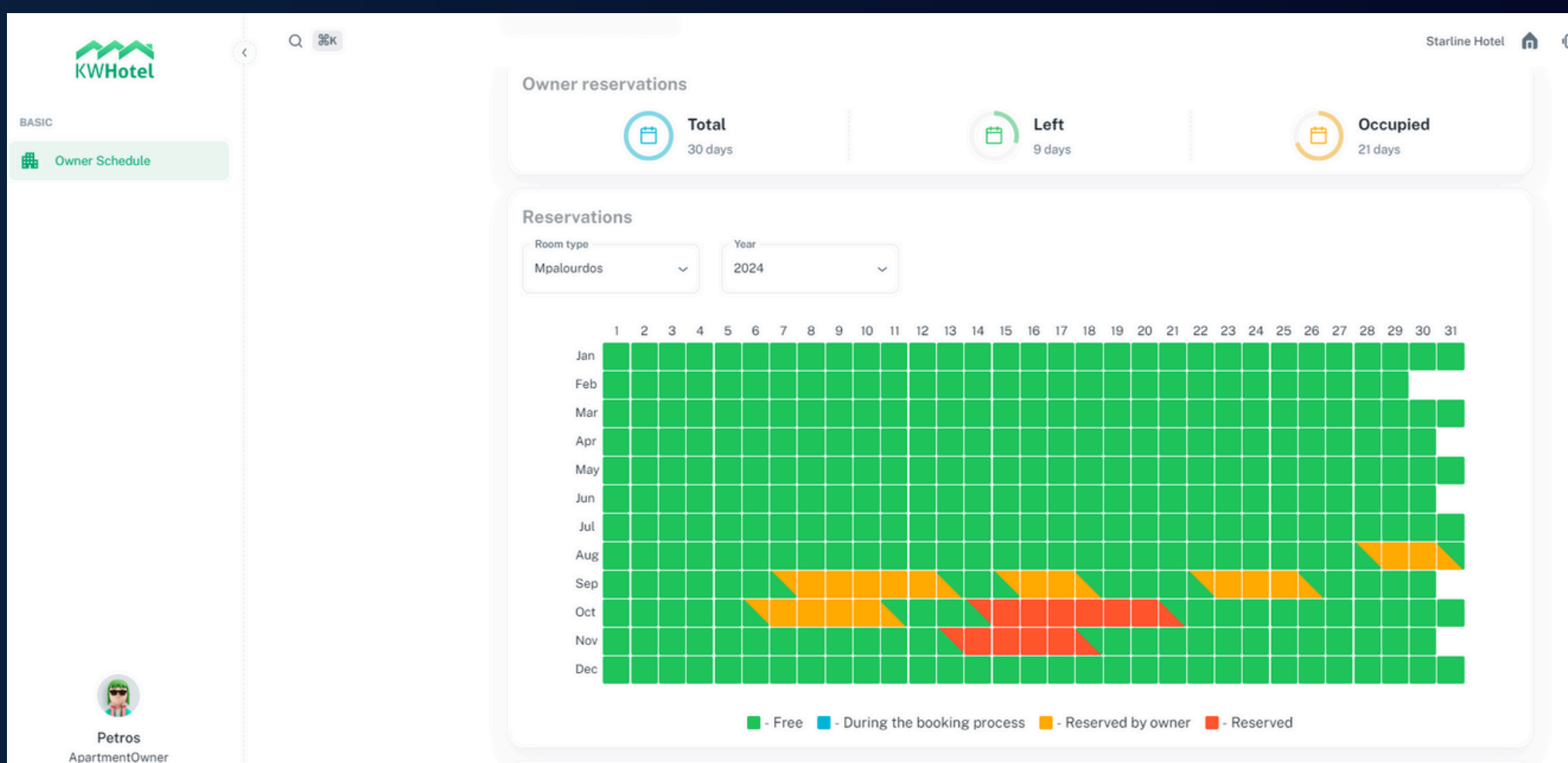
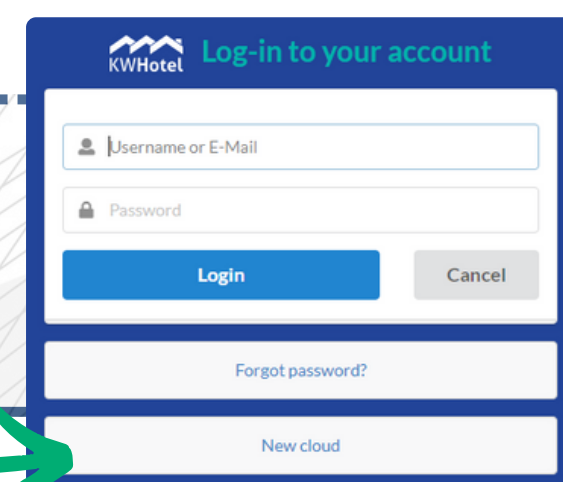


With the purchase of the Apartment Owners Module 2.0, you will receive:

- Assistance in transferring data from the previous owner module (if you are using it)
- An extensive and regularly updated user manual
- Easy-to-follow video tutorials
- A PDF guide, "How to Use the Owners' Panel," for your apartment owners



The following screenshots are from the latest version of KWHotel Cloud. If you are using a previous version of the panel, simply click **the appropriate button** during the login!



What features does the module offer, and what does the implementation process look like?



Module features in a nutshell

- Management of owner reservations and limit settings
- Automatic calculation of commissions and amounts due
- Settlement formula configuration

Percentage of revenue: specify the percentage commission based on rental income from the apartment.

Different rates for different room types: set separate formulas and commissions for different types of apartments and owners, tailored to specific needs.

Variation by reservation source and source commission: adjust commissions based on the source of the reservation (e.g., booking engine, portal, etc.).

Owner-specific formulas: Create different formulas for various apartment owners.

- Default configuration: ability to set default formula calculation rules that can be used globally for all owners.
- Column personalization: define which columns should be visible to apartment owners and which should remain hidden.
- Creating custom formulas using variables that can be easily added to the formula by clicking.
- Personalizing the panel (themes, layouts, color schemes)
- Verification and approval of monthly settlements
- Exporting reports to CSV files
- Adding additional costs and repairs
- Synchronization with KWHotel Pro software
- Easy access from any device (e.g., computer, iOS / Android phone)
- Ongoing monitoring of apartment occupancy by hotel managers and apartment owners
- Clear overview of booking revenues



What does the implementation look like?

- **Step 1. Account configuration** – our technicians will create a KWHotel Cloud account for you and import necessary data, such as room standards and the existing list of owners.
- **Step 2. Personalization of settings** - you can customize all settings, including commissions, billing formulas, and the appearance of the panel.
- **Step 3. Providing access to owners** – after configuration, you can send access credentials and a link to the KWHotel Cloud panel to the owners, where they can check settlements and manage reservations.