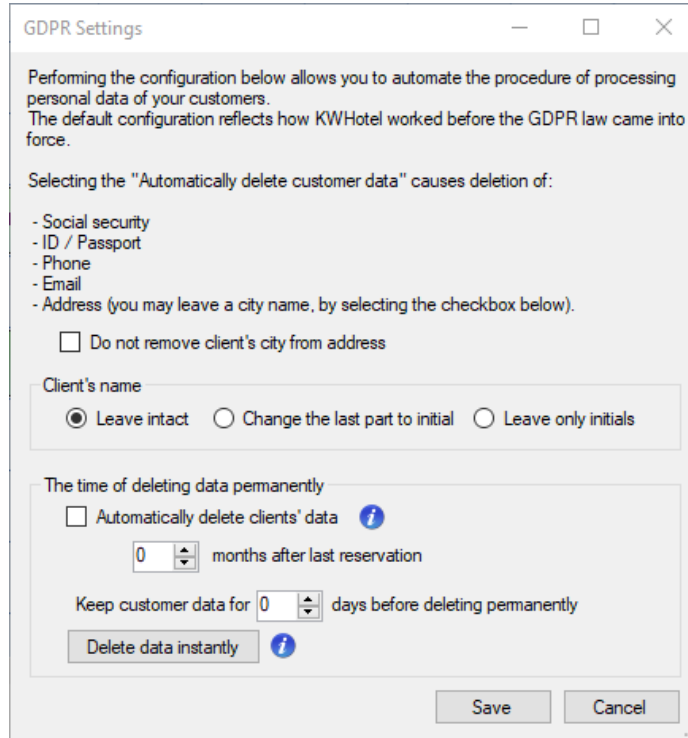


Configuring KWHotel for GDPR

You will learn:

1. How to configure the GDPR related settings in KWHotel
2. How is the automated personal data deletion handled in KWHotel



GDPR Settings

Performing the configuration below allows you to automate the procedure of processing personal data of your customers. The default configuration reflects how KWHotel worked before the GDPR law came into force.

Selecting the "Automatically delete customer data" causes deletion of:

- Social security
- ID / Passport
- Phone
- Email
- Address (you may leave a city name, by selecting the checkbox below).

Do not remove client's city from address

Client's name

Leave intact Change the last part to initial Leave only initials

The time of deleting data permanently

Automatically delete clients' data i

0 months after last reservation

Keep customer data for 0 days before deleting permanently

Delete data instantly i

Save Cancel

GDPR regulations introduce the right to be forgotten, allowing the personal data's owner to demand their deletion from database. KWHotel lets you permanently delete data, provided they are not necessary for the Data Administrator. This means that data will be erased as long as it does not interfere with other applicable laws (i.e. Accounting Act).

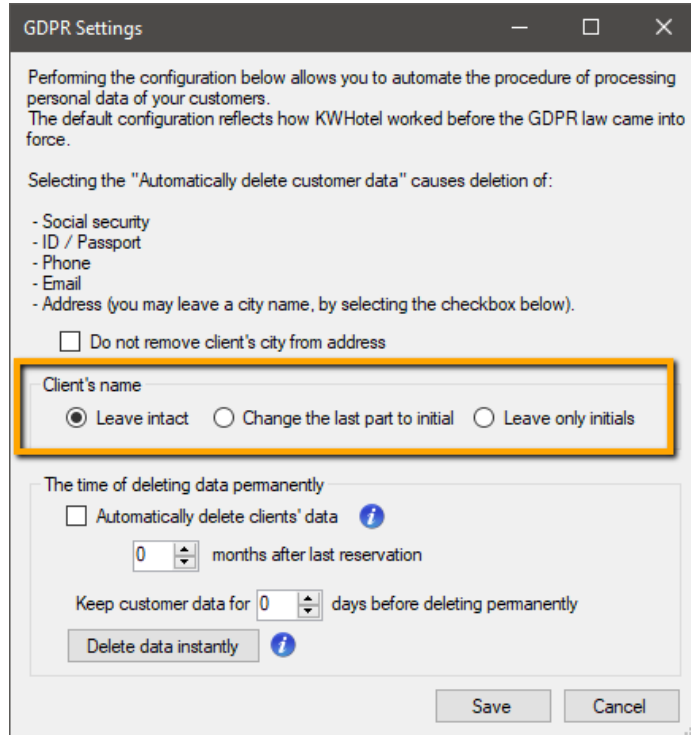
The desktop versions of KWHotel (0.46.152 and 0.47.98) have received new functionality of deleting personal data from database. Having configured new options, you may permanently and irreversibly delete selected personal data.

The Safety Policy of your company should define the time period during which the personal data is processed (in accordance to art. 13, par. 2). KWHotel allows you to delete data automatically - in a specific way and time.

1. How to configure the GDPR related settings in KWHotel

In order to configure your automated deletion settings, proceed to Tools --> GDPR Settings.

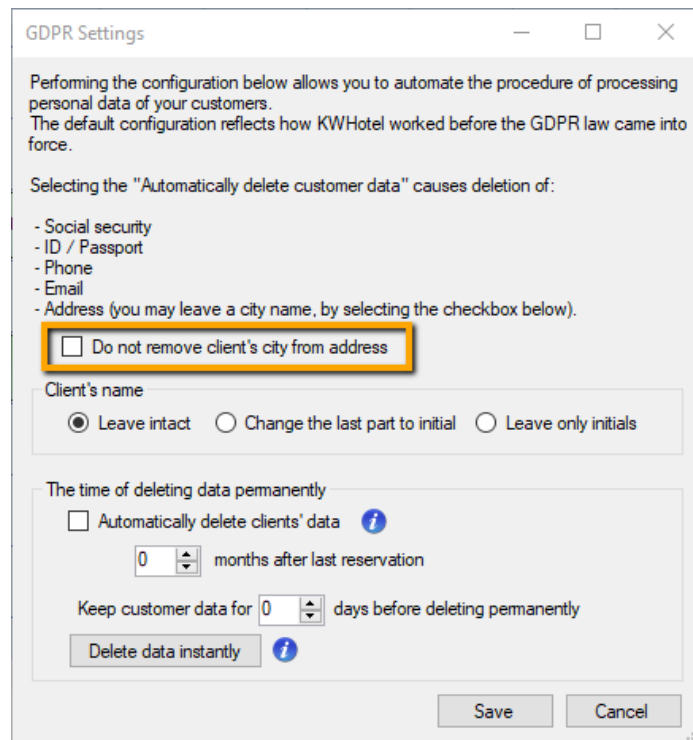
Attention! The below settings should be consistent with your Safety Policy.



This window allows you to define how will a customer`s name and surname be anonymized.

There are 3 possible ways:

- you may leave name and surname intact, by using the "Leave intact" option. Example: Adam Steve Smith.
- you may leave a part of data, by using the "Change the last part to initial" option. Example: Adam S.
- you may minimize the amount of data, by pressing the "Leave only initials" option. Example: A.S.



GDPR Settings

Performing the configuration below allows you to automate the procedure of processing personal data of your customers. The default configuration reflects how KWHotel worked before the GDPR law came into force.

Selecting the "Automatically delete customer data" causes deletion of:

- Social security
- ID / Passport
- Phone
- Email
- Address (you may leave a city name, by selecting the checkbox below).

Do not remove client's city from address

Client's name

Leave intact Change the last part to initial Leave only initials

The time of deleting data permanently

Automatically delete clients' data *i*

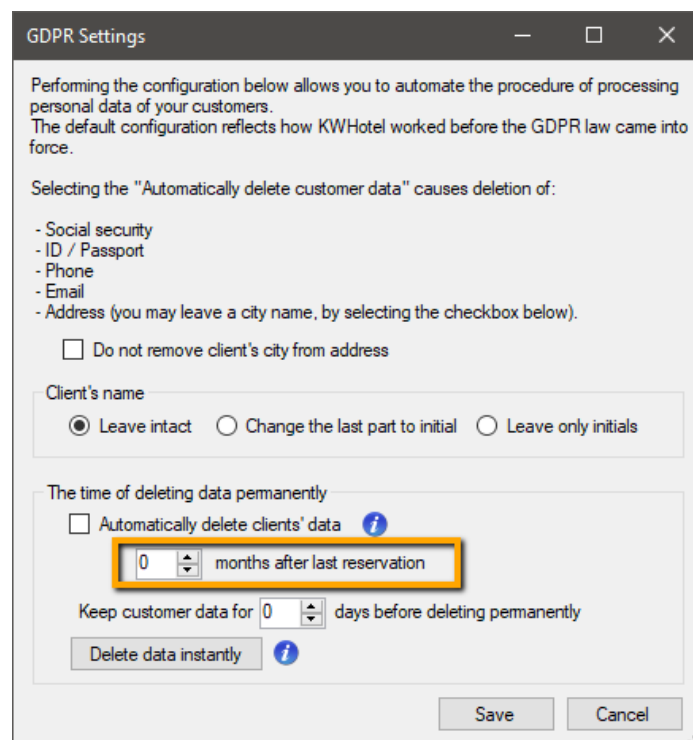
0 months after last reservation

Keep customer data for 0 days before deleting permanently

Delete data instantly *i*

Save Cancel

When using the option of automated personal data deletion, by default KWHotel deletes all address data of a customer. However, you may leave (i.e. for statistical purposes) a city name of your customer - just select the "Do not remove client's city from address" option.



GDPR Settings

Performing the configuration below allows you to automate the procedure of processing personal data of your customers. The default configuration reflects how KWHotel worked before the GDPR law came into force.

Selecting the "Automatically delete customer data" causes deletion of:

- Social security
- ID / Passport
- Phone
- Email
- Address (you may leave a city name, by selecting the checkbox below).

Do not remove client's city from address

Client's name

Leave intact Change the last part to initial Leave only initials

The time of deleting data permanently

Automatically delete clients' data *i*

0 months after last reservation

Keep customer data for 0 days before deleting permanently

Delete data instantly *i*

Save Cancel

The remaining personal data (Social security, ID / Passport, Phone, Email), with automated personal data deletion enabled, are permanently deleted from the database.

There are 2 situations when data can be deleted automatically:

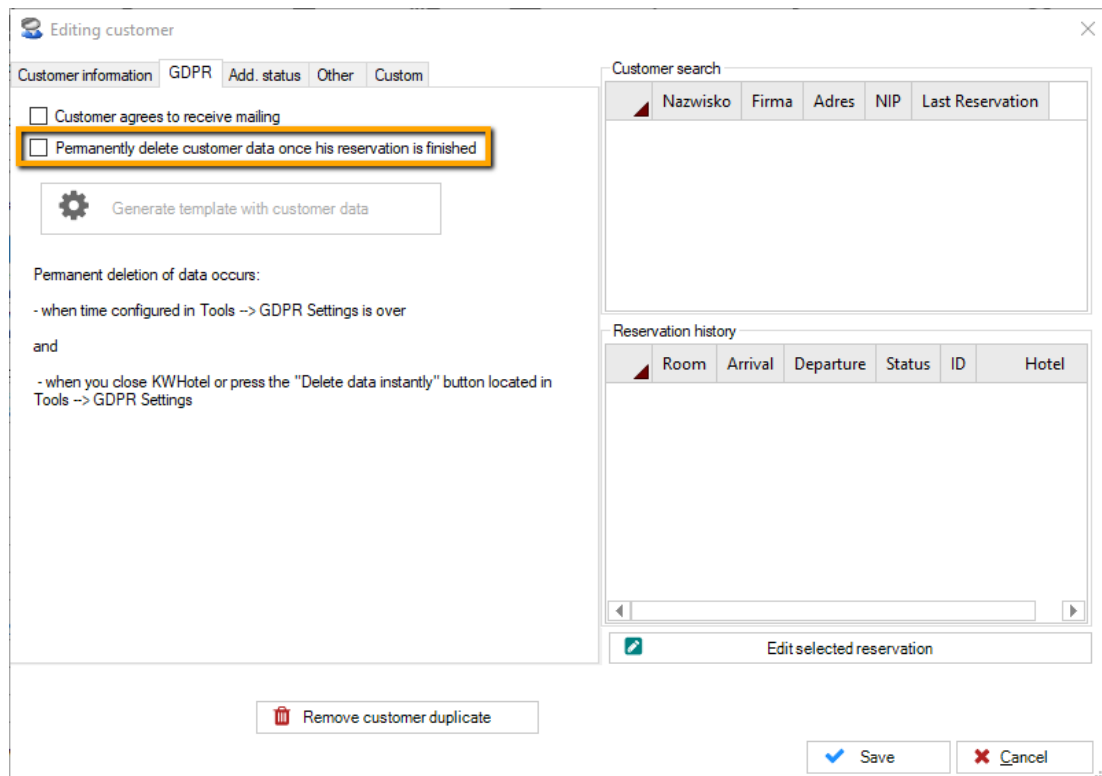
- When the time specified in the box below has passed since the Customer's last booking

Or

- When the reservation of the Customer, who requested the deletion of data before the time specified above, ends.

Configuration inserted in the Tools --> GDPR Settings should be consistent with the Safety Policy of your company.

In case your customer demands deleting data earlier - such option is available in the customer screen --> "GDPR" tab --> Permanently delete customer data once his reservation is finished.



Editing customer

Customer information | **GDPR** | Add. status | Other | Custom

Customer agrees to receive mailing

Permanently delete customer data once his reservation is finished

Generate template with customer data

Permanent deletion of data occurs:

- when time configured in Tools --> GDPR Settings is over

and

- when you close KWHotel or press the "Delete data instantly" button located in Tools --> GDPR Settings

Customer search

Nazwisko	Firma	Adres	NIP	Last Reservation
----------	-------	-------	-----	------------------

Reservation history

Room	Arrival	Departure	Status	ID	Hotel
------	---------	-----------	--------	----	-------

Edit selected reservation

Remove customer duplicate

Save Cancel

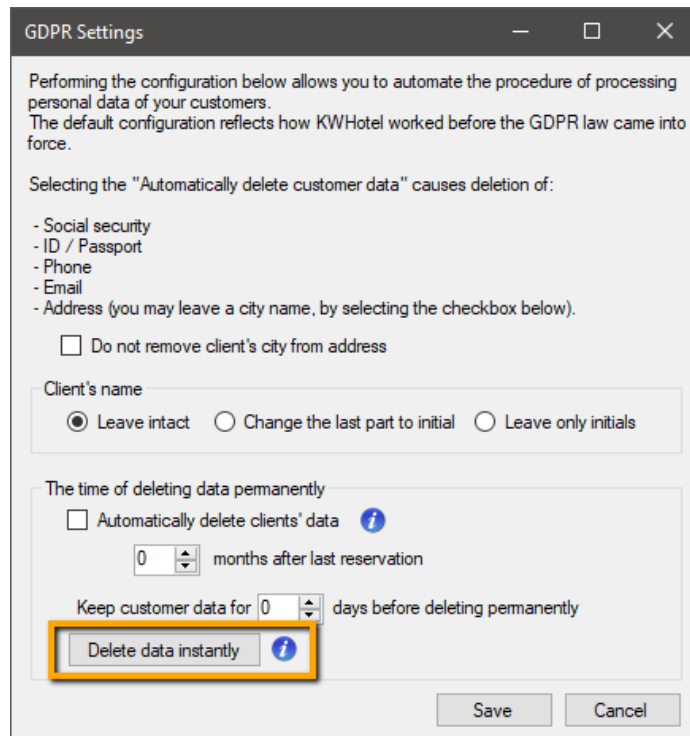
2. When does KWHotel delete the customer data automatically

Permanent and irreversible deletion of personal data, which should be deleted according to your configuration, can be performed in two cases:

- by closing KWHotel software

or

- by forcing deletion, using the "Delete data instantly" button, located in Tools --> GDPR Settings.



GDPR Settings

Performing the configuration below allows you to automate the procedure of processing personal data of your customers.
The default configuration reflects how KWHotel worked before the GDPR law came into force.

Selecting the "Automatically delete customer data" causes deletion of:


- Social security
- ID / Passport
- Phone
- Email
- Address (you may leave a city name, by selecting the checkbox below).

Do not remove client's city from address

Client's name


Leave intact Change the last part to initial Leave only initials

The time of deleting data permanently

Automatically delete clients' data 

0 months after last reservation

Keep customer data for 0 days before deleting permanently

Delete data instantly 

Save Cancel

Attention! The "Delete data instantly" button will delete only those customers, who have met the above criteria.

You may also delay the time of permanent data deletion by KWHotel. To do so, please insert the number of days in the "Keep customer data for X days before deleting permanently" option.

GDPR Settings

Performing the configuration below allows you to automate the procedure of processing personal data of your customers.
The default configuration reflects how KWHotel worked before the GDPR law came into force.

Selecting the "Automatically delete customer data" causes deletion of:

- Social security
- ID / Passport
- Phone
- Email
- Address (you may leave a city name, by selecting the checkbox below).

Do not remove client's city from address

Client's name

Leave intact Change the last part to initial Leave only initials

The time of deleting data permanently

Automatically delete clients' data ?

0 months after last reservation

Keep customer data for 0 days before deleting permanently

Delete data instantly ?

Save Cancel